

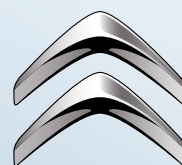
**xpress**

**Sortimo®**  
Intelligent Mobility



# CITROËN OUTSIDE – SORTIMO INSIDE

**Made for professionals**



**CITROËN**





## ICONS + FEATURES

**Xpress**

**Time is money** – Fast delivery and installation are guaranteed.



**3 years warranty** – Sortimo offers a 3 year guarantee on these products.



**Upgrade** – This very flexible product can be individually combined with other Sortimo products.



**Crash tested** – This product fulfills the high safety requirements of Sortimo. In co-ordination with the German TÜV, DEKRA and the ADAC, the equipment has been successfully crash-tested in simulated emergencies.



**Lightweight yet robust** – This product combines modern lightweight construction with utmost stability.



**ProSafe** – The lashing point for the ProSafe hooks are already integrated in the equipment and quickly ready for use.



**CO<sub>2</sub> reduction** – Based on modern lightweight construction, the weight of the equipment has been considerably reduced to save on petrol and reduce CO<sub>2</sub> emissions.

## CITROËN AND SORTIMO – COMPREHENSIVELY CARE-FREE

### Buying a vehicle is a matter of trust

You have chosen a Citroën CV because you set value on quality and individual benefits. But quality and individual benefit should not know any boundaries.

This is why Sortimo is exactly the right choice if you wish to have a van racking solution. We open up new horizons with intelligent solutions for your individual requirements.

### Your benefits

We have perfectly fitted equipment for your transporter, because we develop our solutions together with Citroën. The Sortimo shelves are tailored to exactly match the already existing fastening points in your vehicle. Therefore you no longer have to put up with any damage to the body of your transporter.

**Individually for you, perfect fit for your Citroën.**



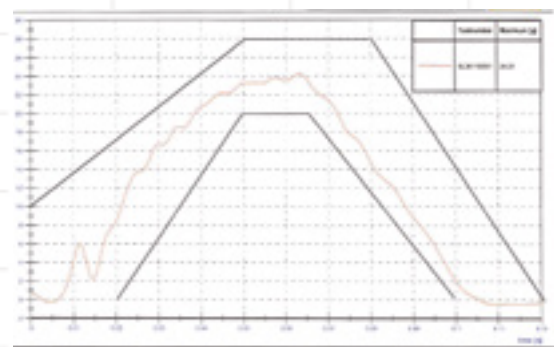
# CRASH TEST

## We've driven our products into the wall - successfully

All Sortimo van racking solutions have been crash tested. In co-operation with the German TÜV, Dekra and ADAC, Sortimo simulates the emergency under real conditions, so that your load won't become a life-threatening projectile in case of a crash.

Only those which pass their on-road test are good enough for our customers.

At a barrier impact speed of 50 km/h, the Sortimo products are literally driven into the wall. This way we ensure that our van racking solutions also meet the high demands of Sortimo when it comes to safety.



# OUR PACKAGE FOR YOU

We open up new horizons for your requirements and your Citroën with convenient van racking solutions.



## GLOBELYST XPRESS

from page 6

Globelyst scores with its modular system, which can be changed or extended as you wish, at any time. **Xpress** describes van racking solutions of the Globelyst product line, which **perfectly fit to your Citroën Nemo, Berlingo, Jumpy or Jumper** and are delivered and installed in Xpress time.



## PROSAFE

With the **ProSafe lashing system** both you and your transport are safe on the road. The integrated load securing system ProSafe from Sortimo enables a **quick and easy lashing of loads** and thereby provides not only for safety but also for order and an efficient operational management.

Since 2014 Sortimo offers in addition as sole manufacturer an entire load securing package as a complete solution for your Transporter with its **SoboGrip ProSafe floor**.

Further information can be found on **page 26**.

from page 26

## SIMPLECO

from page 34

The clever solution for your Nemo and Berlingo for **self-assembly**. The shelves are suspended from above so that there is still sufficient space for pallets and bulky loads in the floor area, even in a versatile small van.

**Your advantage:** The order is made **quick and easy** and is delivered to you within a short time. Take a look at simpleco for yourself from **page 34** onwards.

# THE PACKAGE:

**Predefined van racking solution with maximum use of space**

- + attractive price-performance ratio
- + everything from a single source

With the **Sortimo load safety system**, the **BOXx**es and the **case programme**, as well as with the extensive **Original Accessories** your individuality does not have set boundaries.

You can find further information on this from page 26 to 33.

from page 26-33



# GLOBELYST - AT A GLANCE



## Composite long components tray

The long components tray allows you to transport longer items in the vehicle without any problem.

## Sortimo S-BOXX

Sortimo's S-BOXXes are available in four heights, two widths and three depths. They are the ideal container for small components, spare parts or screws and can be securely locked on the shelf. You can pull the drawer out for easy access to all parts.

## Sortimo i-BOXX

The i-BOXXes from Sortimo are clever little storage solutions that can be used on their own or as part of the LS-BOXX. They are available in two heights and can be fitted with Inset boxes.

## Sortimo Accessories

Original accessories from Sortimo are practical supplementary products for all trades and industries. From the cable holder to the cable hook – Sortimo will fulfil your requirements.

## Racks and trays

Up to the last corner, the space in your vehicle can be utilised: Tools and spare parts can be neatly arranged in the racks and trays of Globelyst.

## Floor Front

Floor fronts provide for order, visual cover and safety in the vehicle.

## i-BOXX Adaptor plate

Your i-BOXX is securely locked in place during transport with the aid of the i-BOXX holder. The holder can be screwed to the perforated side panel or to the vehicle itself.

## Case clamp

Secures tool and machine cases and can be positioned in no time.

## Shutter

With the shutter made out of hollow-chamber profiles, load safety and visual cover takes only one movement. The optional lock provides additional protection against unauthorized access.

## ProSafe

The load safety system is integrated into the poles and traverses of the van racking solution.

## Sortimo L-BOXX and LS-BOXX

Mobile plastic boxes with a wide variety of possible partitions, available in five heights. L-BOXXes can be quickly click-joined with each other and transported as one.

## Sortimo T-BOXX

Thanks to the practical plastic case with the transparent lid you can see right away what is in the BOXX. The T-BOXX can be safely stored in the vehicle equipment.

## Sortimo M-BOXX

A large mobile box with handle, also available with a lid. The M-BOXX locks in the system and can also be used as a drawer.

## Metal case

The original case is available in many different variants. The case is on rails and can be pulled out completely.

## Drawers

The new drawers with their user-friendly handles made from impact-resistant plastic are fully extendible and can be loaded with up to 80 kg. They are available in four different widths and heights.

## Workbenches

Sortimo workbenches turn your van into a mobile workshop. Both, folding and extendible workbenches are available and can be supplemented with a rotating vice plate and a vice.

## Safety and protective floors

The basis for your van racking system is the safety or protective floor. You can choose between a variety of floors. The floors are cut to size for different vehicle models, offer integrated lashing possibilities and protect the vehicle floor from damage.

## MultiSlide


The MultiSlide allows an easy handling of all cases and BOXXes. With the full-extension slide the lids can be opened completely and small parts and tools can be accessed quickly.

# CITROËN NEMO BLOCKS


WHEELBASE: 2513 mm | MODEL YEAR 2008 | SLIDING DOOR RIGHT SIDE

1

Step 1: Select the suitable equipment.



## LEFT SIDE (DRIVERS SIDE)



## RIGHT SIDE (PASSENGERS SIDE)



NE LI-1

- ▶ 2 shelf trays
- ▶ 1 open shelf with border
- ▶ 1 base plinth

▶ WxDxH: approx. 1004 x 382 x 1036 mm  
Weight: approx. 23 kg



NE LI-2

- ▶ 1 shelf tray
- ▶ 1 open shelf with border
- ▶ 1 open shelf with 6 half-height S-BOXxes
- ▶ 1 open shelf with 2 M-BOXxes with handle
- ▶ 1 floor drop front

▶ WxDxH: approx. 1004 x 382 x 1036 mm  
Weight: approx. 33 kg



NE LI-3

- ▶ Spaceframe with integrated ProSafe lashing system
- ▶ 1 shelf tray
- ▶ 2 T-BOXxes on case rails
- ▶ 1 metal case on case tray
- ▶ 3 drawers
- ▶ 1 lifting flap
- ▶ 1 floor lashing rail ProSafe

▶ WxDxH: approx. 1004 x 382 x 1019 mm  
Weight: approx. 47 kg



NE RE-1

- ▶ 1 shelf tray
- ▶ 2 open shelves with border
- ▶ 1 base plinth

▶ WxDxH: approx. 762 x 270 x 1019 mm  
Weight: approx. 15 kg



NE RE-2

- ▶ 1 shelf tray
- ▶ 1 open shelf with border
- ▶ 1 open shelf with 2 S-BOXxes and 1 wide S-BOXx
- ▶ 1 floor drop front

▶ WxDxH: approx. 762 x 270 x 1019 mm  
Weight: approx. 15 kg



NE RE-3

- ▶ Spaceframe with integrated ProSafe lashing system
- ▶ 1 shelf tray
- ▶ 2 open shelves with 2 S-BOXxes in each and 1 wide S-BOXx
- ▶ 1 lifting flap
- ▶ 1 floor lashing rail ProSafe

▶ WxDxH: approx. 762 x 270 x 1019 mm  
Weight: approx. 20 kg





# CITROËN NEMO FLOOR-WALL

WHEELBASE: 2513 mm | MODEL YEAR 2008 | SLIDING DOOR RIGHT SIDE

2

Step 2: Select the appropriate floor.

## SOBOGRIP®-PROTECTIVE FLOOR

► the protective floor for tough conditions

Vehicle type	Wheelbase	Article No.	
► Nemo	2513 mm	331012740	<ul style="list-style-type: none"><li>• Floor made of waterproof glued Nordic birch</li><li>• 9 mm protective floor</li><li>• Highly scratch and impact resistant</li><li>• Custom-fit to your vehicle</li><li>• No drilling of the vehicle floor necessary</li></ul>

## SOBOGRIP® PROSAFE FLOOR

► the entire load securing package

Vehicle type	Wheelbase	Article No.	
► Nemo	2513 mm	1000003131	

All benefits of the SoboGrip protective assembly floor  
+ multitude of countersunk lashing possibilities

3

Step 3: Select the appropriate side cladding.

## SOWAFLEX®

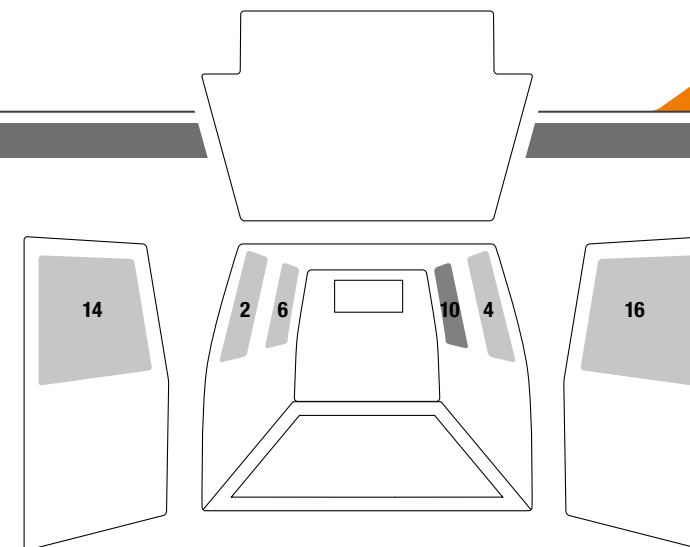
► the lightweight & sturdy wall cladding

- Protects the vehicle from the inside against damages
  - Highly impact and scratch resistant
  - Damp and chemical resistant
- Cut-to-size for all vehicle models
  - 100% recyclable honeycomb material
  - 60% lighter than wood

Vehicle type	Wheelbase	Roof	Wall cladding	Article No.
► Nemo	2513 mm	H1	Side cladding 2/4/6	331012741
► Nemo	2513 mm	H1	Sliding door top 10	331012743
► Nemo	2513 mm	H1	Wing door top 14/16	331012742



PLEASE COMPLETE THE ORDER FORM  
AND FAX IT TO SORTIMO  
(see second last page)





Wall cladding selection

## CITROËN BERLINGO BLOCKS

WHEELBASE: 2728 mm | MODEL YEAR 2008 | SLIDING DOOR RIGHT SIDE

1

Step 1: Select the suitable equipment.

LEFT SIDE  
(DRIVERS SIDE)RIGHT SIDE  
(PASSENGERS SIDE)

BE LI-1

- ▶ 2 shelf trays
- ▶ 1 open shelf with border
- ▶ 1 base plinth

▶ WxDxH: approx. 1246 x 382 x 1036 mm  
Weight: approx. 26 kg



BE LI-2

- ▶ 1 shelf tray
- ▶ 1 open shelf with 3 S-BOXXes and 2 wide S-BOXXes
- ▶ 1 open shelf with drop-down front
- ▶ 1 floor drop front

▶ WxDxH: approx. 1246 x 382 x 1036 mm  
Weight: approx. 29 kg



BE LI-3



- ▶ Spaceframe with integrated ProSafe lashing system
- ▶ 1 shelf tray
- ▶ 2 T-BOXXes on case rails
- ▶ 2 drawers
- ▶ 1 open shelf with 3 S-BOXXes and 2 wide S-BOXXes
- ▶ 1 lifting flap
- ▶ 1 floor lashing rail ProSafe

▶ WxDxH: approx. 1246 x 382 x 1036 mm  
Weight: approx. 45 kg



BE RE-1

- ▶ 2 shelf trays
- ▶ 1 open shelf with border
- ▶ 1 base plinth

▶ WxDxH: approx. 762 x 382 x 1036 mm  
Weight: approx. 19 kg



BE RE-2

- ▶ 1 open shelf with border
- ▶ 1 T-BOXX on case rail
- ▶ 1 M-BOXX with handle and lid on Mobilbox plastic slide
- ▶ 1 shelf tray
- ▶ 1 floor drop front

▶ WxDxH: approx. 520 x 382 x 1036 mm  
Weight: approx. 18 kg



BE RE-3



- ▶ Spaceframe with integrated ProSafe lashing system
- ▶ 1 shelf tray
- ▶ 2 drawers
- ▶ 1 open shelf with 4 S-BOXXes
- ▶ 1 lifting flap
- ▶ 1 floor lashing rail ProSafe

▶ WxDxH: approx. 762 x 382 x 1036 mm  
Weight: approx. 31 kg



# CITROËN BERLINGO FLOOR-WALL

WHEELBASE: 2728 mm | MODEL YEAR 2008 | SLIDING DOOR RIGHT SIDE

2

Step 2: Select the appropriate floor.

## SOBOGRIP®-PROTECTIVE FLOOR

► the protective floor for tough conditions

Vehicle type	Wheelbase	Article No.	
► Berlingo	2728 mm L1	331013232	<ul style="list-style-type: none"><li>• Floor made of waterproof glued Nordic birch</li><li>• 9 mm protective floor</li><li>• Highly scratch and impact resistant</li><li>• Custom-fit to your vehicle</li><li>• No drilling of the vehicle floor necessary</li></ul>
► Berlingo	2728 mm L2	331014401	

## SOBOGRIP® PROSAFE FLOOR

► the entire load securing package

Vehicle type	Wheelbase	Article No.	
► Berlingo	2728 mm L1	1000002395	<p>All benefits of the SoboGrip protective assembly floor</p> <p>+ multitude of countersunk lashing possibilities</p>
► Berlingo	2728 mm L2	1000002396	

3

Step 3: Select the appropriate side cladding.

## SOWAFLEX®

► the lightweight &amp; sturdy wall cladding

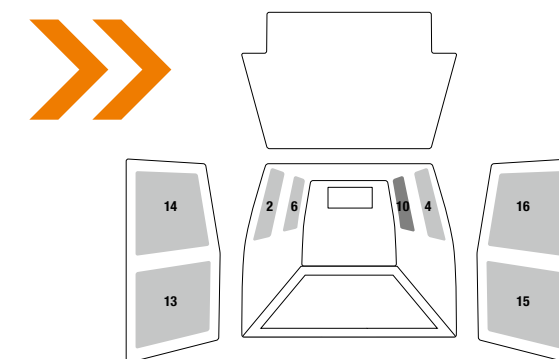
- Protects the vehicle from the inside against damages
- Highly impact and scratch resistant
- Damp and chemical resistant
- Cut-to-size for all vehicle models
- 100% recyclable honeycomb material
- **60% lighter than wood**

Vehicle type	Wheelbase	Roof	Wall cladding	Article No.
► Berlingo	2728 mm L1/L2	H1	Side cladding 2/4/6	331013239
► Berlingo	2728 mm L1/L2	H1	Sliding door top 10	331013243
► Berlingo	2728 mm L1/L2	H1	Wing door top 14/16	331013245
► Berlingo	2728 mm L1/L2	H1	Wing door bottom 13/15	1000001685

## SOWAAPP®

► The extremely sturdy wall cladding made out of aluminium

- Protects the vehicle interior and serves at the same time as a clever fastening mechanism for a wide range of accessories such as hooks and perforated wall holders, thanks to its perforated system.
- Quickly installed due to fastening with clips and drilling screws on allocated points in vehicle.
- Moisture and chemical resistant
- Cut perfectly to size for your vehicle type.

AVAILABLE FROM  
NOVEMBER 2014

Wall cladding selection

Vehicle type	Wheelbase	Roof	Wall cladding	Article No.
► Berlingo	2728 L1/L2	H1	Side cladding (2/4/6)	1000003181
► Berlingo	2728 L1/L2	H1	Wing door top (14/16)	1000003151
► Berlingo	2728 L1/L2	H1	Wing door bottom (13/15)	1000003150



## CITROËN JUMPY BLOCKS

WHEELBASE: 3000 mm | MODEL YEAR 2007 | SLIDING DOOR RIGHT SIDE

1

Step 1: Select the suitable equipment.

LEFT SIDE  
(DRIVERS SIDE)RIGHT SIDE  
(PASSENGERS SIDE)

## SET OF BOXXes ORIGINAL SORTIMO BOXXes + ADAPTER PLATE

Sortimo's adapter plate turns the L-BOXX into the smallest independent van racking solution for vans.

The adapter plate is fastened to the loading area wall and ensures secure hanging of the L-BOXXes.



JY KU LI-1

- ▶ 4 shelf trays
- ▶ 1 open shelf with 3 wide S-BOXXes
- ▶ 1 open shelf with 2 S-BOXXes and 1 wide S-BOXX
- ▶ 2 open shelves with borders
- ▶ 2 base plinths

▶ WxDxH: approx. 1730 x 382 x 1274 mm  
Weight: approx. 53 kg



JY KU LI-2

- ▶ 3 shelf trays
- ▶ 1 open shelf with 2 S-BOXXes and 2 wide S-BOXXes
- ▶ 1 open shelf with 2 L-BOXXes 136
- ▶ 1 open shelf with drop front
- ▶ 1 open shelf with border
- ▶ 1 floor drop front
- ▶ 1 case clamp

▶ WxDxH: approx. 1730 x 382 x 1274 mm  
Weight: approx. 55 kg



JY KU LI-3

- ▶ Spaceframe with integrated ProSafe lashing system
- ▶ 2 shelf trays
- ▶ 1 open shelf with 2 S-BOXXes and 2 wide S-BOXXes
- ▶ 1 open shelf with 2 L-BOXXes 136
- ▶ 1 open shelf with drop-down front
- ▶ 1 open shelf with border
- ▶ 2 drawers
- ▶ 1 lifting flap, 1 case clamp
- ▶ 1 floor lashing rail ProSafe

▶ WxDxH: approx. 1730 x 382 x 1274 mm  
Weight: approx. 66 kg



JY KU RE-1

- ▶ 3 shelf trays
- ▶ 1 base plinth

▶ WxDxH: approx. 1004 x 382 x 1274 mm  
Weight: approx. 25 kg



JY KU RE-2

- ▶ 1 open shelf with border
- ▶ 1 shelf tray
- ▶ 2 drawers
- ▶ 2 T-BOXXes on case rails
- ▶ 1 metal case on case tray
- ▶ 1 floor drop front

▶ WxDxH: approx. 1004 x 382 x 1274 mm  
Weight: approx. 47 kg



JY KU RE-3

- ▶ Spaceframe with integrated ProSafe lashing system
- ▶ 1 shelf tray
- ▶ 1 open shelf with 2 S-BOXXes and 2 wide S-BOXXes
- ▶ 3 drawers
- ▶ 1 LS-BOXX on case tray
- ▶ 1 lifting flap
- ▶ 1 floor lashing rail ProSafe
- ▶ 1 folding work bench with vice
- ▶ 1 storage pocket

▶ WxDxH: approx. 1224 x 382 x 1206 mm  
Weight: approx. 70 kg



# CITROËN JUMPY FLOOR-WALL

WHEELBASE: 3000 mm | MODEL YEAR 2007 | SLIDING DOOR RIGHT SIDE

2

Step 2: Select the appropriate floor.

## SOBOGRIP®-PROTECTIVE FLOOR

► the protective floor for tough conditions

Vehicle type	Wheelbase	Article No.	
► Jumpy	3000 mm	331011141	<ul style="list-style-type: none"><li>• Floor made of waterproof glued Nordic birch</li><li>• 9 mm protective floor</li><li>• Highly scratch and impact resistant</li><li>• Custom-fit to your vehicle</li><li>• No drilling of the vehicle floor necessary</li></ul>
► Jumpy	3122 mm	331011143	

## SOBOGRIP® PROSAFE FLOOR

► the entire load securing package

Vehicle type	Wheelbase	Article No.
► Jumpy	3000 mm	1000002529
► Jumpy	3122 mm	1000002530

All benefits of the SoboGrip protective assembly floor  
+ multitude of countersunk lashing possibilities

3

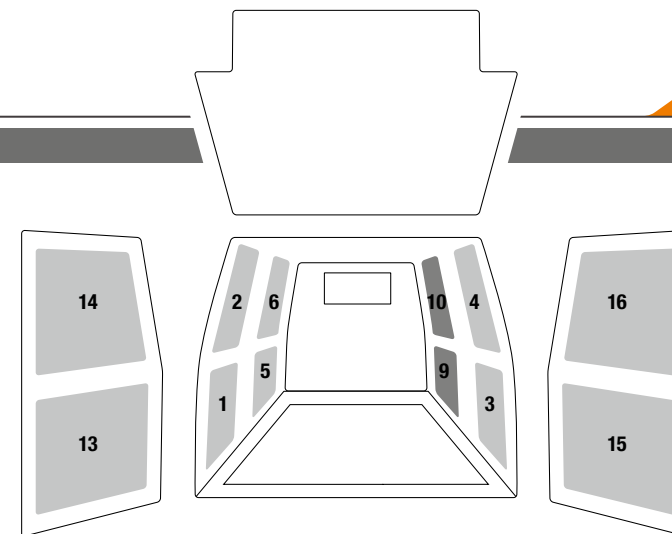
Step 3: Select the appropriate side cladding.

## SOWAFLEX®

► the lightweight & sturdy wall cladding

- Protects the vehicle from the inside against damages
  - Highly impact and scratch resistant
  - Damp and chemical resistant
- Cut-to-size for all vehicle models
  - 100% recyclable honeycomb material
  - 60% lighter than wood

Vehicle type	Wheelbase	Roof	Wall cladding	Article No.
► Jumpy	3000 mm	H1	Side cladding 2/4/6	331011223
► Jumpy	3000 mm	H1	Side cladding 1/3/5	331011225
► Jumpy	all	H1/H2	Sliding door bottom 9	331011232
► Jumpy	all	H1/H2	Sliding door top 10	331011231
► Jumpy	all	H1/H2	Wing door bottom 13/15	331011238
► Jumpy	all	H1/H2	Wing door top 14/16	331011237
► Jumpy	3122 mm	H1	Side cladding 2/4/6	331011224
► Jumpy	3122 mm	H1	Side cladding 1/3/5	331011226



Wall cladding selection

PLEASE COMPLETE THE ORDER FORM  
AND FAX IT TO SORTIMO  
(see second last page)

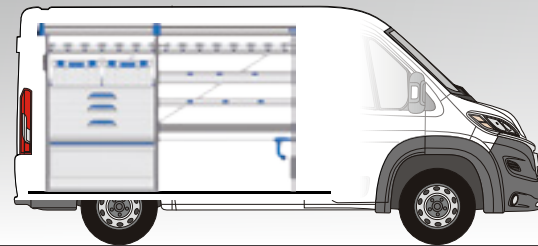


## CITROËN JUMPER BLOCKS

WHEELBASE: 3000 mm | MODEL YEAR 2006 | SLIDING DOOR RIGHT SIDE

1

Step 1: Select the suitable equipment.

LEFT SIDE  
(DRIVERS SIDE)RIGHT SIDE  
(PASSENGERS SIDE)

JR KU LI-1

- ▶ 4 shelf trays
- ▶ 3 open shelves with borders
- ▶ 1 open shelf with 4 S-BOXEs and 1 wide S-BOX
- ▶ 1 open shelf with 2 L-BOXEs 102
- ▶ 2 base plinths

▶ WxDxH: approx. 2214 x 382 x 1495 mm  
Weight: approx. 72 kg



JR KU LI-2

- ▶ 4 shelf trays
- ▶ 2 open shelves with 5 S-BOXEs in each and 1 wide S-BOX
- ▶ 1 open shelf with 2 T-BOXEs and 1 half-height S-BOX
- ▶ 1 open shelf with 2 L-BOXEs 136
- ▶ 1 open shelf with drop front
- ▶ 2 floor drop fronts

▶ WxDxH: approx. 2214 x 382 x 1495 mm  
Weight: approx. 83 kg



JR KU LI-3



- ▶ Spaceframe with integrated ProSafe lashing system
- ▶ 1 Composite long components tray
- ▶ 1 open shelf with 6 half-height S-BOXEs
- ▶ 1 open shelf with 7 half-height S-BOXEs
- ▶ 1 open shelf with 2 L-BOXEs 238
- ▶ 1 shelf tray
- ▶ 1 open shelf with border
- ▶ 1 open shelf with drop-down front
- ▶ 3 drawers
- ▶ 1 lifting flap, 1 case clamp, 1 base plinth, 1 multi functional panel, 1 floor lashing rail ProSafe

▶ WxDxH: approx. 2214 x 382 x 1477 mm  
Weight: approx. 98 kg



JR KU RE-1

- ▶ 2 shelf trays
- ▶ 1 open shelf with 3 S-BOXEs and 2 wide S-BOXEs
- ▶ 1 open shelf with border
- ▶ 1 base plinth

▶ WxDxH: approx. 1246 x 382 x 1495 mm  
Weight: approx. 38 kg



JR KU RE-2

- ▶ 2 shelf trays
- ▶ 3 drawers
- ▶ 1 L-BOXEs 102 and 1 L-BOX 238 on case trays
- ▶ 1 floor drop front

▶ WxDxH: approx. 1246 x 382 x 1427 mm  
Weight: approx. 52 kg



JR KU RE-3



- ▶ Spaceframe with integrated ProSafe lashing system
- ▶ 1 shelf tray
- ▶ 1 open shelf with 5 S-BOXEs and 1 wide S-BOX
- ▶ 1 open shelf with border
- ▶ 3 drawers
- ▶ 1 LS-BOX on case tray
- ▶ 1 lifting flap, 1 base plinth, 1 floor lashing rail ProSafe, 1 folding work bench with vice, 1 storage pocket

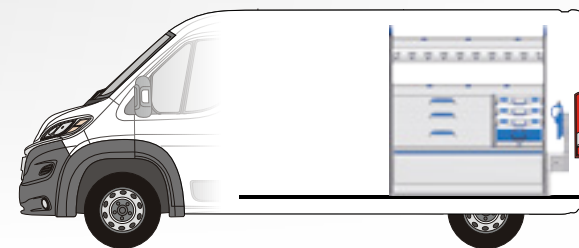
▶ WxDxH: approx. 1466 x 382 x 1495 mm  
Weight: approx. 87 kg

## CITROËN JUMPER BLOCKS

WHEELBASE: 3450 mm | MODEL YEAR 2006 | SLIDING DOOR RIGHT SIDE

1

Step 1: Select the suitable equipment.

LEFT SIDE  
(DRIVERS SIDE)RIGHT SIDE  
(PASSENGERS SIDE)

## SET OF BOXXes ORIGINAL SORTIMO BOXXes + ADAPTER PLATE

Sortimo's adapter plate turns the L-BOXX into the smallest independent van racking solution for vans.  
The adapter plate is fastened to the loading area wall and ensures secure hanging of the L-BOXXes.



JR MI LI-1

- ▶ 5 shelf trays
- ▶ 2 open shelves with borders
- ▶ 1 open shelf with 7 S-BOXXes and 1 wide S-BOXX
- ▶ 1 open shelf with 3 T-BOXXes
- ▶ 2 base plinths

▶ WxDxH: approx. 2698 x 382 x 1614 mm  
Weight: approx. 88 kg



JR MI LI-2

- ▶ 4 shelf trays
- ▶ 1 open shelf with 3 S-BOXXes and 3 wide S-BOXXes
- ▶ 1 open shelf with drop front
- ▶ 1 open shelf with border
- ▶ 2 T-BOXXes on case rails
- ▶ 1 metal case on case tray
- ▶ 3 drawers
- ▶ 1 floor drop front
- ▶ 1 case clamp

▶ WxDxH: approx. 2698 x 382 x 1614 mm  
Weight: approx. 105 kg



JR MI LI-3

- ▶ Spaceframe with integrated ProSafe lasing system
- ▶ 1 Composite long components tray
- ▶ 2 shelf trays
- ▶ 1 open shelf with 3 L-BOXXes 102
- ▶ 1 open shelf with 3 S-BOXXes and 2 wide S-BOXXes
- ▶ 1 open shelf with border
- ▶ 1 T-BOXX on case rail, 1 LS-BOXX on case tray, 3 drawers, 1 lifting flap, 1 base plinth, 1 floor lashing rail ProSafe, 1 case clamp, 1 multi functional panel

▶ WxDxH: approx. 2698 x 382 x 1426 mm  
Weight: approx. 109 kg



JR MI RE-1

- ▶ 3 shelf trays
- ▶ 1 open shelf with 3 S-BOXXes and 3 wide S-BOXXes
- ▶ 1 base plinth

▶ WxDxH: approx. 1488 x 382 x 1614 mm  
Weight: approx. 43 kg



JR MI RE-2

- ▶ 2 shelf trays
- ▶ 1 open shelf with border
- ▶ 3 drawers
- ▶ 4 T-BOXXes on case rails
- ▶ 1 floor drop front

▶ WxDxH: approx. 1488 x 382 x 1614 mm  
Weight: approx. 68 kg



JR MI RE-3

- ▶ Spaceframe with integrated ProSafe lasing system
- ▶ 2 shelf trays
- ▶ 1 open shelf with 9 half-height S-BOXXes
- ▶ 3 drawers
- ▶ 3 T-BOXXes on case rails
- ▶ 1 metal case on case tray
- ▶ 1 lifting flap
- ▶ 1 base plinth
- ▶ 1 floor lasing rail ProSafe
- ▶ 1 folding work bench with vice

▶ WxDxH: approx. 1708 x 382 x 1614 mm  
Weight: approx. 105 kg





# CITROËN JUMPER FLOOR-WALL

WHEELBASE: 3000 / 3450 mm | MODEL YEAR 2006 | SLIDING DOOR RIGHT SIDE

2

**Step 2: Select the appropriate floor.**

## SOBOGRIP®-PROTECTIVE FLOOR

► the protective floor for tough conditions

Vehicle type	Wheelbase	Article No.	
► Jumper	3000 mm	331010270	<ul style="list-style-type: none"><li>• Floor made of waterproof glued Nordic birch</li><li>• 9 mm protective floor</li><li>• Highly scratch and impact resistant</li><li>• Custom-fit to your vehicle</li><li>• No drilling of the vehicle floor necessary</li></ul>
► Jumper	3450 mm	331010272	
► Jumper	4035 mm	331010274	
► Jumper	4035 mm overhang	331010809	

## SOBOGRIP® PROSAFE FLOOR

► the entire load securing package

Vehicle type	Wheelbase	Article No.
► Jumper	3000 mm	1000002754
► Jumper	3450 mm	1000002755
► Jumper	4035 mm	1000002756
► Jumper	4035 mm overhang	1000003217

All benefits of the SoboGrip protective assembly floor

+ multitude of countersunk lashing possibilities

3

**Step 3: Select the appropriate side cladding.**

## SOWAFLEX®

► the lightweight &amp; sturdy wall cladding

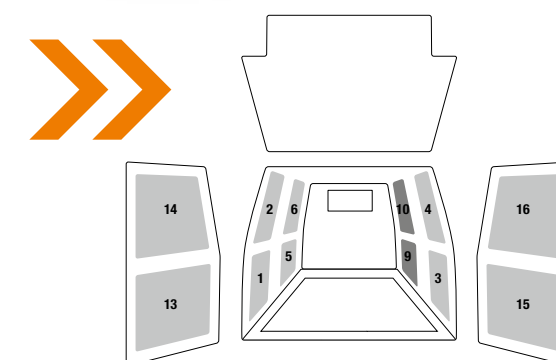
- Protects the vehicle from the inside against damages
- Highly impact and scratch resistant
- Damp and chemical resistant
- Cut-to-size for all vehicle models
- 100% recyclable honeycomb material
- 60% lighter than wood

Vehicle type	Wheelbase	Roof	Wall cladding	Article No.
► Jumper	3000 mm	H1	Side cladding 1-6	331010560
► Jumper	3000 mm	H2	Side cladding 1-6	1000000148
► Jumper	3450 mm	H1	Side cladding 1-6	331010820
► Jumper	3450 mm	H2	Side cladding 1-6	331010562
► Jumper	3000 mm	H1/H2	Sliding door bottom 9	331010574
► Jumper	3450/4035 mm	H1/H2	Sliding door bottom 9	331010568
► Jumper	3000 mm	H1/H2	Sliding door top 10	331010570
► Jumper	3450/4035 mm	H1/H2	Sliding door top 10	331010569
► Jumper	3000/3450/4035 mm	H1/H2	Wing door bottom 13/15	331010572
► Jumper	4035 mm	H2	Side cladding 1-6	331010564
► Jumper	3000/3450/4035 mm	H1/H2	Wing door top 14/16	331010571
► Jumper	4035 mm overhang	H2	Side cladding 1-6	331010851

## SOWAAPP®

► The extremely sturdy wall cladding made out of aluminium

- Protects the vehicle interior and serves at the same time as a clever fastening mechanism for a wide range of accessories such as hooks and perforated wall holders, thanks to its perforated system.
- Quickly installed due to fastening with clips and drilling screws on allocated points in vehicle.
- Moisture and chemical resistant
- Cut perfectly to size for your vehicle type.

AVAILABLE FROM  
NOVEMBER 2014

Wall cladding selection

Vehicle type	Wheelbase	Roof	Wall cladding	Article No.
► Jumper	3000 mm	H1	Side cladding (1-6)	1000003184
► Jumper	3000 mm	H2	Side cladding (1-6)	1000003185
► Jumper	3450 mm	H1	Side cladding (1-6)	1000003186
► Jumper	3450 mm	H2	Side cladding (1-6)	1000003187
► Jumper	4035 mm	H2	Side cladding (1-6)	1000003188
► Jumper	3000/3450 mm	H1	Wing door top (14/16)	1000003203
► Jumper	all	H2	Wing door top (14/16)	1000003204
► Jumper	all	H1/H2	Wing door bottom (13/15)	1000003205

# PROSAFE – SAFETY SERIES PRODUCTION



## ProSafe is integrated as a standard in the load safety system from Sortimo.

The lashing belts and load safety nets can be hooked in uprights, frames, traverses and floor rails without difficulty. ProSafe makes load safety possible in no time at all.

## Your benefits:

- ✓ You and your freight are safe on the road.
- ✓ You preserve your material.
- ✓ You save on time, weight and money.



### ProSafe bungee strap

The ProSafe bungee strap suits perfectly for the fixation of bulky goods in a vehicle.



### CargoStopp ProSafe

The CargoStopp allows for reliable load safety on the vehicle safety floor. It is inserted into the ProSafe floor lashing point with its hook.

## SOBOGRIP PROSAFE PROTECTIVE FLOOR


SECURE, TIME SAVING AND SIMPLE!

**NEW!**

The SoboGrip ProSafe protective floor is an innovative and professional load securing concept from Sortimo which enables a completely flexible lashing of goods on the floor. That way, goods can be secured more quickly, more diversely and more efficiently than ever before. In addition the SoboGrip ProSafe floor is compatible with all ProSafe applications, such as for example straps or restraint poles and enables a quick and easy assembly of Sortimo van racking systems by means of preconfigured connection points.

### The Sortimo SoboGrip ProSafe protective floor is the modular base load securing concept

- ✓ highest safety standard,
- ✓ variable applicability,
- ✓ optimum efficiency for your workday!





SOBOECO FLOOR –

NEW!

THE EXTRA LIGHTWEIGHT PROTECTIVE FLOOR

The **SoboEco floor** is an especially lightweight plastic protective flooring with a corrugated surface structure therefore enhancing grip ability.



With the SoboEco floor Sortimo offers a solution for everybody that does not require a van racking system but still would like to protect their vehicle against damage and wear and tear.

Quick and simple protection for your vehicle – with the **SoboEco floor**:

- ✓ extra light, 50% lighter than wood
- ✓ no assembly effort
- ✓ delivered in one piece

THE **SOBOECO FLOOR** FOR YOUR CITROËN:

Vehicle type	Wheelbase	Article No.
▶ Nemo	2513 mm	1000003130
▶ Berlingo	2728 mm L1	1000003129
▶ Berlingo	2728 mm L2	1000002571
▶ Jumpy	3000 mm	1000002964
▶ Jumpy	3122 mm	1000002572
▶ Jumper	3000 mm	1000003218
▶ Jumper	3450 mm	1000002573
▶ Jumper	4035 mm	1000002574
▶ Jumper	4035 mm overhang	1000002575



MATERIAL PROPERTIES

- ✓ Floor made of plastic
- ✓ Material strength 10.5 mm
- ✓ Extremely slip-proof due to groove structure
- ✓ Moisture and chemical resistant
- ✓ Cut to fit vehicle type exactly



If you have a delivery service, a car rental service or you require protection for your Transporter, then the **SOBOECO FLOOR** will meet your requirements.



# TOPSYSTEM FLEXIBLE LOAD SECURITY ON THE VEHICLE ROOF



## Ladder lift

The Sortimo ladder lift is suitable for the convenient transport of heavy ladders. Thanks to the gas-pressure spring supported lifting system there is no lifting or lashing of the ladder required. All single and multi-ladders can be easily accessed from the ground. The ladder lift is available in two basic lengths 2.5 and 3 metres.



## The transport tube

A perfect addition to the TopSystem. The transport tube is ideal for securely storing long goods and keeping them dry. The cover is lockable.




## Loading roller

The ideal helper for heavy or large volume goods. Your loading material can be conveniently rolled onto or off the vehicle roof. It is available in the following widths: 500, 1250, 1350, 1450, 1550, 1650 and 1750 mm.



## Profile supports which can be variably positioned

The profile supports are responsible for the side wall securing of loads. The height of the profile support can be individually shortened as required. Both profile supports are to be fastened anywhere needed above the aluminium cross members.



## Panorama warning beacon


A warning beacon to safeguard a place of operation.

Alternatively the magnetic warning beacon can be attached to the lateral retaining bracket on the TopSystem without the need for any drilling (see picture right).



## The profile tracks

Enables easier implementation of additional cross members. It increases stability and carries a vast amount of accessories. The lashing strap buckles can be easily latched to the tracks. The rubber strip on the top prevents the load from slipping.



## The side rail

The aluminium side rail increases stability and implements as many cross members as required. Your company logo can be put on to the side rail. A ladder can be leant against the vehicle without damaging it.



## Fastening for ladders

To hold the ladder in place and prevent it from slipping sideways, it is possible to mount fixing clamps on the side wall of the vehicle.



## Operating platform

Sortimo's finishing touch to a complete product portfolio is the operating platform.

The guard rail on the TopSystem secures you even when working at an airy height.

The lightweight system is comprised of anodised aluminium and connection elements made from high quality steel and is suitable for all vehicle roofs.

The guard rail can be easily folded away after usage.



## ORIGINAL ACCESSORIES FROM SORTIMO

With the help of **Sortimo's industry-specific Original Accessories** our Xpress racks can be customised to your individual needs. The convenient perforated aluminium plate for example offers the ideal place to attach hooks and holders for tools and documents.

Moreover, customised partitions and divider sets for drawers or trays, storage pockets, lashing rails, workbenches and much more facilitate the best usage of your vehicle.



<http://www.sortimo.com/brochures>

**Discover more in our brochures Original Accessories and Mobile Assortment:**

Download on: [www.sortimo.com/brochures](http://www.sortimo.com/brochures).  
or order via the form on **page 45**.



## MOBILE ASSORTMENTS PORTABLE ORDER FROM THE START

Sortimo offers a great variety of **Mobile Assortments in terms of cases and BOXXes**, which can be

combined with one another and are compatible with the van racking solutions.



### PARTNER APPS

Not only Sortimo customers are convinced of our BOXXes, but renowned manufacturers as well.

They use the **Sortimo L-BOXX** as a transportation box and outer packaging. Thanks to continuous new partners the L-BOXXes become true partner apps with a variety of application options.

Regardless from which manufacturer you acquire a Sortimo BOXX, the system stays the same and **is of course compatible with the Sortimo van racking solutions**.

#### Your benefits:

- ✓ You can easily take the BOXXes with you to the site of operation.
- ✓ You keep order in your vehicle and at your workplace.
- ✓ Your tools, machines, small and spare parts are securely stored in the vehicle.





# WHY COMPLICATED, IF YOU CAN ALSO HAVE IT SIMPLECO®?

## You are looking for a simple and efficient order solution for your van?

The simpleco shelf system convinces with simple self-assembly and shortest delivery times within three working days.

With just a few movements you have a shelf system with low net weight and sufficient storage space

into which you can of course conveniently integrate all Sortimo BOXXes.

Since the simpleco system works **without floor plate**, you not only save installation time, but in particular weight and costs. At the same time there is enough space for bulky loads.

**SIMPLECO** BY Sortimo®  
*simple & economic*

# SIMPLECO® SIMPLE AND ECONOMIC



## Innovative shelving design in proven Sortimo quality

With simpleco, you can kit out your vehicle with smart equipment at a great price, without having to compromise on quality.



## Delivery within 3 working days throughout Europe.

Your new simpleco equipment will be delivered to you by courier within just 3 working days.



## Fits all popular makes of compact van

We have a suitable simpleco solution in stock for all common brands of vans.



## No need to be without your vehicle for a minute.

DIY installation means that you can decide when and where to install the equipment. Detailed instructions for easy assembly are provided with each delivery.



## Lightweight and easy on the pocket

simpleco gives you top performance at a low price. Its lightweight construction keeps down your fuel costs and your van still retains the same carrying capacity.



## You will be delighted with simpleco® – guaranteed!

We are so convinced of the top quality of our simpleco equipment that it comes with a 3 year guarantee from Sortimo.



## Choose your own individual simpleco® fittings!

With 12 different shelf options in three widths and two depths for both the left and right side, you can kit out your vehicle exactly how you want it.



## No-risk purchase

If you are not totally satisfied with your simpleco system, just return it to us within 14 days of purchase for a full refund.\*

\* Our General Terms and Conditions apply. See: [www.sortimo.com](http://www.sortimo.com)







1

MOUNTING KIT SELECT:  
(identical for right and left sides)

MOUNTING KIT is essential!  
**SPC MO FINEBI 08 G** Ref. no. 901016826

2

BLOCK CONNECTOR SELECT:

LEFT BLOCK CONNECTOR is essential!  
**SPC MO FINEBI 08 LI** Ref. no. 901016827

RIGHT BLOCK CONNECTOR is essential!  
**SPC MO FINEBI 08 RE** Ref. no. 901016828

3

SELECT THE CORRECT BLOCK:

LEFT (DRIVER SIDE)

RIGHT (PASSENGER SIDE)

**SPC 43 FR-FW-FR**  
Ref. no. 901016944  
Dim.: 1094 x 275 x 657 mm  
1 Shelf base 42 with rim  
1 Shelf base 43 with rim  
1 Shelf tray 43  
Weight: 14 kg  
Resilience: 45 kg

**SPC 43 BB-FW-FR**  
Ref. no. 901016941  
Dim.: 1094 x 275 x 657 mm  
1 Shelf base 42 with rim  
1 Shelf tray 43  
1 Box tray with 6 S-BOXXes  
Weight: 14 kg  
Resilience: 45 kg

**SPC 44 FR-FW-FR**  
Ref. no. 901016938  
Dim.: 1094 x 379 x 657 mm  
1 Shelf base 43 with rim  
1 Shelf base 44 with rim  
1 Shelf tray 44  
Weight: 15 kg  
Resilience: 60 kg

**SPC 44 BB-FW-FR**  
Ref. no. 901016935  
Dim.: 1094 x 379 x 657 mm  
1 Shelf base 43 with rim  
1 Shelf tray 44  
1 Box tray with 1 L-BOXX 136 and 3 S-BOXXes  
Weight: 16 kg  
Resilience: 60 kg

**SPC 23 FR-FW-FR**  
Ref. no. 901016942  
Dim.: 638 x 275 x 657 mm  
1 Shelf base 22 with rim  
1 Shelf base 23 with rim  
1 Shelf tray 23  
Weight: 10 kg  
Resilience: 45 kg

**SPC 23 BB-FW-FR**  
Ref. no. 901016939  
Dim.: 638 x 275 x 657 mm  
1 Shelf base 22 with rim  
1 Shelf tray 23  
1 Box tray with 3 S-BOXXes  
Weight: 10 kg  
Resilience: 45 kg

**SPC 24 FR-FW-FR**  
Ref. no. 901016936  
Dim.: 638 x 379 x 657 mm  
1 Shelf base 23 with rim  
1 Shelf base 24 with rim  
1 Shelf tray 24  
Weight: 11 kg  
Resilience: 60 kg

**SPC 24 BB-FW-FR**  
Ref. no. 901016933  
Dim.: 638 x 379 x 657 mm  
1 Shelf base 23 with rim  
1 Shelf tray 24  
1 Box tray with 1 L-BOXX 136  
Weight: 12 kg  
Resilience: 60 kg

SEE ORDER FORM ON THE SECOND LAST PAGE OF THE BROCHURE

1

MOUNTING KIT SELECT:  
(identical for right and left sides)

MOUNTING KIT is essential!  
**SPC MO FINEBI 8 GO** Ref. no. 1000000176

2

BLOCK CONNECTOR SELECT:

LEFT BLOCK CONNECTOR is essential!  
**SPC MO FINEBI 8 LO** Ref. no. 1000000177

RIGHT BLOCK CONNECTOR is essential!  
**SPC MO FINEBI 8 RO** Ref. no. 1000000178

3

SELECT THE CORRECT BLOCK:

LEFT (DRIVER SIDE)

RIGHT (PASSENGER SIDE)

**SPC 43 FR-FW-FR**  
Ref. no. 901016944  
Dim.: 1094 x 275 x 657 mm  
1 Shelf base 42 with rim  
1 Shelf base 43 with rim  
1 Shelf tray 43  
Weight: 14 kg  
Resilience: 45 kg

**SPC 43 BB-FW-FR**  
Ref. no. 901016941  
Dim.: 1094 x 275 x 657 mm  
1 Shelf base 42 with rim  
1 Shelf tray 43  
1 Box tray with 6 S-BOXXes  
Weight: 14 kg  
Resilience: 45 kg

**SPC 44 FR-FW-FR**  
Ref. no. 901016938  
Dim.: 1094 x 379 x 657 mm  
1 Shelf base 43 with rim  
1 Shelf base 44 with rim  
1 Shelf tray 44  
Weight: 15 kg  
Resilience: 60 kg

**SPC 44 BB-FW-FR**  
Ref. no. 901016935  
Dim.: 1094 x 379 x 657 mm  
1 Shelf base 43 with rim  
1 Shelf tray 44  
1 Box tray with 1 L-BOXX 136 and 3 S-BOXXes  
Weight: 16 kg  
Resilience: 60 kg

**SPC 23 FR-FW-FR**  
Ref. no. 901016942  
Dim.: 638 x 275 x 657 mm  
1 Shelf base 22 with rim  
1 Shelf base 23 with rim  
1 Shelf tray 23  
Weight: 10 kg  
Resilience: 45 kg

**SPC 23 BB-FW-FR**  
Ref. no. 901016939  
Dim.: 638 x 275 x 657 mm  
1 Shelf base 22 with rim  
1 Shelf tray 23  
1 Box tray with 3 S-BOXXes  
Weight: 10 kg  
Resilience: 45 kg

**SPC 24 FR-FW-FR**  
Ref. no. 901016936  
Dim.: 638 x 379 x 657 mm  
1 Shelf base 23 with rim  
1 Shelf base 24 with rim  
1 Shelf tray 24  
Weight: 11 kg  
Resilience: 60 kg

**SPC 24 BB-FW-FR**  
Ref. no. 901016933  
Dim.: 638 x 379 x 657 mm  
1 Shelf base 23 with rim  
1 Shelf tray 24  
1 Box tray with 1 L-BOXX 136  
Weight: 12 kg  
Resilience: 60 kg

SEE ORDER FORM ON THE SECOND LAST PAGE OF THE BROCHURE

# CITROËN BERLINGO


Wheelbase 2728 mm, sliding door right side  
Not available for vehicles with ladder flap

# CITROËN BERLINGO L2


Wheelbase 2728 mm, sliding door, right side  
Not available for vehicles with ladder flap



www.simpleco.com

1 MOUNTING KIT SELECT: (identical for right and left sides)		MOUNTING KIT NOT REQUIRED	
2 BLOCK CONNECTOR SELECT:		2 BLOCK CONNECTOR SELECT:	
LEFT BLOCK CONNECTOR is essential! <b>SPC M0 BEPA 08 LI</b> Ref. no. 901016829		RIGHT BLOCK CONNECTOR is essential! <b>SPC M0 BEPA 08 RE</b> Ref. no. 901016830	
3 SELECT THE CORRECT BLOCK:		3 SELECT THE CORRECT BLOCK:	
LEFT (DRIVER SIDE)		RIGHT (PASSENGER SIDE)	
 <p><b>SPC 43 FR-FW-FR</b> Ref. no. 901016944 Dim.: 1094 x 275 x 657 mm 1 Shelf base 42 with rim 1 Shelf base 43 with rim 1 Shelf tray 43 Weight: 14 kg Resilience: 45 kg</p>		 <p><b>SPC 23 FR-FW-FR</b> Ref. no. 901016942 Dim.: 638 x 275 x 657 mm 1 Shelf base 22 with rim 1 Shelf base 23 with rim 1 Shelf tray 23 Weight: 10 kg Resilience: 45 kg</p>	
 <p><b>SPC 43 BB-FW-FR</b> Ref. no. 901016941 Dim.: 1094 x 275 x 657 mm 1 Shelf base 42 with rim 1 Shelf tray 43 1 Box tray with 6 S-BOXXes Weight: 14 kg Resilience: 45 kg</p>		 <p><b>SPC 23 BB-FW-FR</b> Ref. no. 901016939 Dim.: 638 x 275 x 657 mm 1 Shelf base 22 with rim 1 Shelf tray 23 1 Box tray with 3 S-BOXXes Weight: 10 kg Resilience: 45 kg</p>	
 <p><b>SPC 44 FR-FW-FR</b> Ref. no. 901016938 Dim.: 1094 x 379 x 657 mm 1 Shelf base 43 with rim 1 Shelf base 44 with rim 1 Shelf tray 44 Weight: 15 kg Resilience: 60 kg</p>		 <p><b>SPC 24 FR-FW-FR</b> Ref. no. 901016936 Dim.: 638 x 379 x 657 mm 1 Shelf base 23 with rim 1 Shelf base 24 with rim 1 Shelf tray 24 Weight: 11 kg Resilience: 60 kg</p>	
 <p><b>SPC 44 BB-FW-FR</b> Ref. no. 901016935 Dim.: 1094 x 379 x 657 mm 1 Shelf base 43 with rim 1 Shelf tray 44 1 Box tray with 1 L-BOXX 136 and 3 S-BOXXes Weight: 16 kg Resilience: 60 kg</p>		 <p><b>SPC 24 BB-FW-FR</b> Ref. no. 901016933 Dim.: 638 x 379 x 657 mm 1 Shelf base 23 with rim 1 Shelf tray 24 1 Box tray with 1 L-BOXX 136 Weight: 12 kg Resilience: 60 kg</p>	

SEE ORDER FORM ON THE SECOND LAST PAGE OF THE BROCHURE

1 MOUNTING KIT SELECT: (identical for right and left sides)		MOUNTING KIT is essential! <b>SPC M0 BEPA L2 09 Gset</b> Ref. no. 901018357	
2 BLOCK CONNECTOR SELECT:		2 BLOCK CONNECTOR SELECT:	
LEFT BLOCK CONNECTOR is essential! <b>SPC M0 BEPA L2 09 LI</b> Ref. no. 901018358		RIGHT BLOCK CONNECTOR is essential! <b>SPC M0 BEPA L2 09 RE</b> Ref. no. 901018359	
3 SELECT THE CORRECT BLOCK:		3 SELECT THE CORRECT BLOCK:	
LEFT (DRIVER SIDE)		RIGHT (PASSENGER SIDE)	
 <p><b>SPC 43 FR-FW-FR</b> Ref. no. 901016944 Dim.: 1094 x 275 x 657 mm 1 Shelf base 42 with rim 1 Shelf base 43 with rim 1 Shelf tray 43 Weight: 14 kg Resilience: 45 kg</p>		 <p><b>SPC 23 FR-FW-FR</b> Ref. no. 901016942 Dim.: 638 x 275 x 657 mm 1 Shelf base 22 with rim 1 Shelf base 23 with rim 1 Shelf tray 23 Weight: 10 kg Resilience: 45 kg</p>	
 <p><b>SPC 43 BB-FW-FR</b> Ref. no. 901016941 Dim.: 1094 x 275 x 657 mm 1 Shelf base 42 with rim 1 Shelf tray 43 1 Box tray with 6 S-BOXXes Weight: 14 kg Resilience: 45 kg</p>		 <p><b>SPC 23 BB-FW-FR</b> Ref. no. 901016939 Dim.: 638 x 275 x 657 mm 1 Shelf base 22 with rim 1 Shelf tray 23 1 Box tray with 3 S-BOXXes Weight: 10 kg Resilience: 45 kg</p>	
 <p><b>SPC 44 FR-FW-FR</b> Ref. no. 901016938 Dim.: 1094 x 379 x 657 mm 1 Shelf base 43 with rim 1 Shelf base 44 with rim 1 Shelf tray 44 Weight: 15 kg Resilience: 60 kg</p>		 <p><b>SPC 24 FR-FW-FR</b> Ref. no. 901016936 Dim.: 638 x 379 x 657 mm 1 Shelf base 23 with rim 1 Shelf base 24 with rim 1 Shelf tray 24 Weight: 11 kg Resilience: 60 kg</p>	
 <p><b>SPC 44 BB-FW-FR</b> Ref. no. 901016935 Dim.: 1094 x 379 x 657 mm 1 Shelf base 43 with rim 1 Shelf tray 44 1 Box tray with 1 L-BOXX 136 and 3 S-BOXXes Weight: 16 kg Resilience: 60 kg</p>		 <p><b>SPC 24 BB-FW-FR</b> Ref. no. 901016933 Dim.: 638 x 379 x 657 mm 1 Shelf base 23 with rim 1 Shelf tray 24 1 Box tray with 1 L-BOXX 136 Weight: 12 kg Resilience: 60 kg</p>	

SEE ORDER FORM ON THE SECOND LAST PAGE OF THE BROCHURE



# SIMPLECO® ACCESSORIES

## simpleco Anti-rattle mat 22-0

Ref. no. 6000001650  
Dim.: 474 x 145 mm  
For standard shelf and shelf tray 22

## simpleco Anti-rattle mat 42-0

Ref. no. 6000001652  
Dim.: 930 x 145 mm  
For standard shelf and shelf tray 42

## simpleco Anti-rattle mat 23-0

Ref. no. 6000001653  
Dim.: 482 x 242 mm  
For standard shelf and shelf tray 23

## simpleco Anti-rattle mat 43-0

Ref. no. 1000002072  
Dim.: 941 x 242 mm  
For standard shelf and shelf tray 43

## simpleco Anti-rattle mat 24-0

Ref. no. 6000001655  
Dim.: 490 x 346 mm  
For standard shelf and shelf tray 24

## simpleco Anti-rattle mat 44-0

Ref. no. 1000002073  
Dim.: 941 x 246 mm  
For standard shelf and shelf tray 44

## Labelling card set for S-BOXX standard

Ref. no. 6000000451  
1 template with 18 labels



## Divider shelf base with rim depth 3

TB FR 03-0  
Ref. no. 401010278  
**Suitable for** shelf base  
with rim 23, 33 and 43



## Divider shelf base with rim depth 4

TB FR 04-0  
Ref. no. 401010279  
**Suitable for** shelf base  
with rim 24, 34 and 44

For every divider a divider bracket is needed.

## Divider bracket for shelf base with rim

SPC TBH FW  
Ref. no. 401002971



## Divider for shelf tray depth 3

TB FW 3  
Ref. no. 401002730  
**Suitable for** shelf tray  
23, 33 and 43



## Divider for shelf tray depth 4

TB FW 4  
Ref. no. 401002731  
**Suitable for** shelf tray  
24, 34 and 44

For each, a front and rear divider bracket is needed.

## Divider bracket shelf tray front

SPC TBH FW  
Ref. no. 401002971



## Divider bracket shelf tray rear

SPC TBH FW  
Ref. no. 401002973



SEE ORDER FORM ON THE SECOND LAST PAGE OF THE BROCHURE







## INFO-CHECK

Simply fill out the form and fax it to Sortimo +49 8291 850-269

**Please send me further information and brochures free of charge and without obligation:**

- ☐ Mobile Assortment Brochure
- ☐ Sortimo Original Accessories Brochure
- ☐ I would like to have a consultation to find out more about Sortimo van racking solutions. Please call me back to arrange an appointment with no obligation.

My telephone number is: \_\_\_\_\_

- ☐ I would like to subscribe to the Sortimo Newsletter free of charge.

My e-mail address is: \_\_\_\_\_



\_\_\_\_\_  
Company name

\_\_\_\_\_  
Surname, first name

\_\_\_\_\_  
Street

\_\_\_\_\_  
Postcode City

\_\_\_\_\_  
Tel.

\_\_\_\_\_  
Fax

\_\_\_\_\_  
e-mail

\_\_\_\_\_  
Line of business

\_\_\_\_\_  
Date

\_\_\_\_\_  
Signature (company stamp)

**WE ARE ALWAYS THERE FOR YOU!**  
YOUR CONTACT TO SORTIMO

**Call us in Germany:**

Tel. +49 8291 850-499

Fax +49 8291 850-269

E-Mail: [direct@sortimo.com](mailto:direct@sortimo.com)

[www.sortimo.com/direct](http://www.sortimo.com/direct)



**Thank you for your interest and we look forward to hearing from you!**



Sortimo International GmbH  
Dreilindenstraße 5 · 86441 Zusmarshausen · Germany  
Tel. +49 8291 850-499 · Fax +49 8291 850-269 · [www.sortimo.com](http://www.sortimo.com)







For more information  
**WWW.SORTIMO.COM**

**Sortimo®**  
Intelligent Mobility

Sortimo International GmbH  
Dreilindenstraße 5 · 86441 Zusmarshausen · GERMANY  
Phone: +49 8291 850-499 · Fax: +49 8291 850-269  
E-mail: [info@sortimo.com](mailto:info@sortimo.com) · [www.sortimo.com](http://www.sortimo.com)